


SAFETY INSTRUCTIONS

游客乘车安全须知



请勿拿下客车
DO NOT REMOVE FROM THE COACH

行驶前 GETTING ON THE COACH

请勿携带 Forbidden items



安全放置行李 Store your luggage in a secure position


Large baggages

大件行李

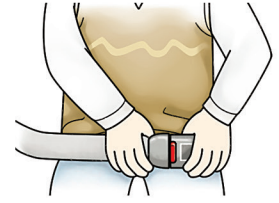


Small baggages

小件行李



系好安全带 Fasten seatbelt



扣上 Buckle up



拉紧 Pull tight



解开 Unbuckle



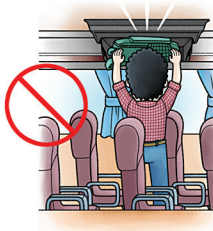
行驶中 WHEN THE COACH IS MOVING



不要干扰司机
Do not talk to the driver



不在车内任意走动
Do not walk around in the coach




不在行驶中取东西
Do not reach for your luggage
when the coach is moving



不要将身体探出窗外
Do not lean out of the window



全程做好儿童监护
Take care of your child
throughout the journey



不要乱扔废弃物
No litter



不在车内吸烟
No smoking



车未停稳不要下车
Do not disembark while
the coach is still moving



下车后要注意来往车辆
Beware of the traffic after disembarking

紧急情况 EMERGENCIES

紧急避险 Emergency actions



抓住座椅两边扶手
Hold the armrests



抓住前方座椅后面的把手
Hold the handle behind the seat in front of you



护住头部
Protect your head

安全撤离 Emergency evacuation




In case of safety accident, please follow the instructions of the tour guide and the driver, and evacuate immediately from the front and back doors, the two side windows and the roof window

当发生安全事故时，请听从导游和司乘人员的指挥，迅速通过前后车门、两侧安全窗及安全顶窗撤离



如遇火灾时，请用湿毛巾等捂住口鼻，弯腰有序迅速撤离车体


In case of fire, please cover your mouth and nose with a wet towel, bend down your body and quickly evacuate from the coach in an orderly manner



如遇交通事故等情形时，请迅速撤离至安全地带

In case of traffic accident and other situations, please evacuate to a safe place immediately

正确使用灭火器 Use fire-extinguisher properly



灭火器配放处标有明显标志
Fire-extinguishers are placed in a clearly marked location

1. 拔出保险销
Remove the safety lock
2. 将喷嘴对准火焰根部
Aim the nozzle at the bottom of the flame
3. 用力按下压把进行喷射
Press the handle and spray at the target


正确操作车门安全阀 Operate the safety valve of the coach door properly



车门安全阀位于车门上方或下方
Safety valve is located in the upper or lower part of the door

1. 打开安全阀的盖子
Open the cover of the safety valve
2. 按提示旋转开关
Turn the switch according to instructions
3. 旋转后手动打开车门
After turning the switch, open the door manually

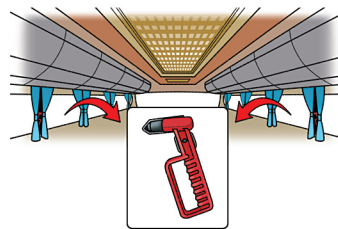
正确开启安全顶窗 Open the safety roof window properly



大型客车安全顶窗位于车厢顶部
Safety window is located in the roof of the coach

1. 按指示旋转开关
Turn the switch according to instructions
2. 用力向外推开
Push open the window
3. 打开安全顶窗安全逃生
Evacuate from the open window

正确使用安全锤 Use safety hammer properly

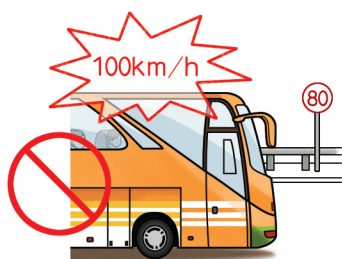


车内两侧车窗的框架上备有安全锤
Safety hammers are stored on the frame of the side windows

1. 锤尖朝向车窗玻璃
Point the tip of the hammer at the window glass
2. 用力击打车窗玻璃四角
Hit the four corners of the window glass with force
3. 用力向外推使玻璃脱落
Break the glass by pushing the window

安全监督 SAFETY INSPECTION

安全行驶 Safe driving



不超速
No speeding



不超员
No overloading



不酒后驾驶
Do not drive under the influence



不接打电话
Do not use cell phone



不在高速公路停车上下客
Do not pick up or drop off passengers on the expressway



不疲劳驾驶
Do not drive in fatigue

证照齐全 Required documents



道路运输经营许可证
License for road transport operation



省际包车客运标志牌
Special pass of inter-province chartered coach



保险单
Insurance paper



从业资格证
Certificate of professional qualifications

监督电话 Inspection hotline



如有违法违规行为, 请您拨打车内公布的道路运输管理机构监督电话或发短信进行举报

If you discover any violation of laws and regulations, please report to the road transport authorities by calling or texting the inspection hotline through the number posted in the coach